








Art – autumn – art illusions

Vocabulary	Meaning	Skills	Books
depth	The distance from the top or surface to the bottom of something.	Use vanishing points and horizon lines in their artwork to create perspective. Apply perspective in their own artwork. Use foreshortening in their own work to create perspective.	 Optical illusions by DK publishing
foreshortening	Portray or show (an object or view) as closer than it is or as having less depth or distance, as an effect of perspective or the angle of vision.		
illusion	An instance of a wrong or misinterpreted perception of a sensory experience.		
perspective	the art of representing three-dimensional objects on a two-dimensional surface so as to give the right impression of their height, width, depth, and position in relation to each other.		
Key People		Knowledge	
			Know that artists use illusions to create effects. Know what perspective is and how this can be used by artists. Know how some artists use perspective to give the illusion of depth and space. Comment on artwork in relation to the perspective that has been used. Know what foreshortening is. Discuss how artists use foreshortening to create perspectives Know what trompe l’oeil is. Know what photorealism is. Comment on a variety of works of art that create illusions through trompe l’oeil. Know that artists can use perspective to trick the viewer. Know what optical art is.
Jesús Rafael Soto	Bridgette Reilly	Jean-Pierre Yvaral	
			
Traces	Shadow play	Ambiguous square	

What I should be able to do and know now.

Knowledge

- To know what a pattern is made of (colours, shape and lines).
- If I press harder the line will get darker.
- A pattern is normally coloured and includes two or more colours.
- Artwork is different in different countries around the world.

Skills

- Use a pencil to shade.
- Create a pattern by alternating colours
- Draw shapes and lines using a ruler.
- Use shape to develop a design.

Growth Mindset Strategies

Mastering techniques

Painting

- Sketch (lightly) before painting to combine line and colour.

Drawing

- Use a variety of techniques to add interesting effects (e.g. reflections, shadows, direction of sunlight).

Developing ideas

- Develop and imaginatively extend ideas from starting points throughout the curriculum

Taking inspiration

- Give details about the style of some notable artists and designers.

What I will be learning

1. To explore how artists create perspective in their work.
2. To be able to use perspective to create realistic interiors.
3. To explore how artists use foreshortening to give perspective.
4. To explore how artists use trompe l'oeil to create illusions.
5. To explore how artists create illusions by playing with perspective.

What I will know and be able to do at the end of the topic.

Knowledge

I Know that artists use illusions to create effects because ...

I Know that artists use illusions to create effects but ...

I Know that artists use illusions to create effects so ...

I Know what perspective is and how this can be used by artists because ...

I Know what perspective is and how this can be used by artists but ...

I Know what perspective is and how this can be used by artists so ...

Skills

Use vanishing points and horizon lines in their artwork to create perspective.

Apply perspective in their own artwork.

Use foreshortening in their own work to create perspective.