

Year 6 - 2019

SATS revision %

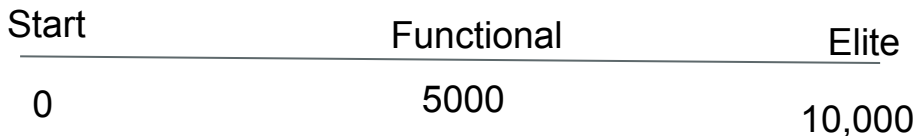


Tuesday 12th March 2019

10,000 hour study

- **Total Secondary**
math hours = 2850
hours Y7 to Y11
- **Total Primary** math
hours = 1330 hours
Reception to Y6

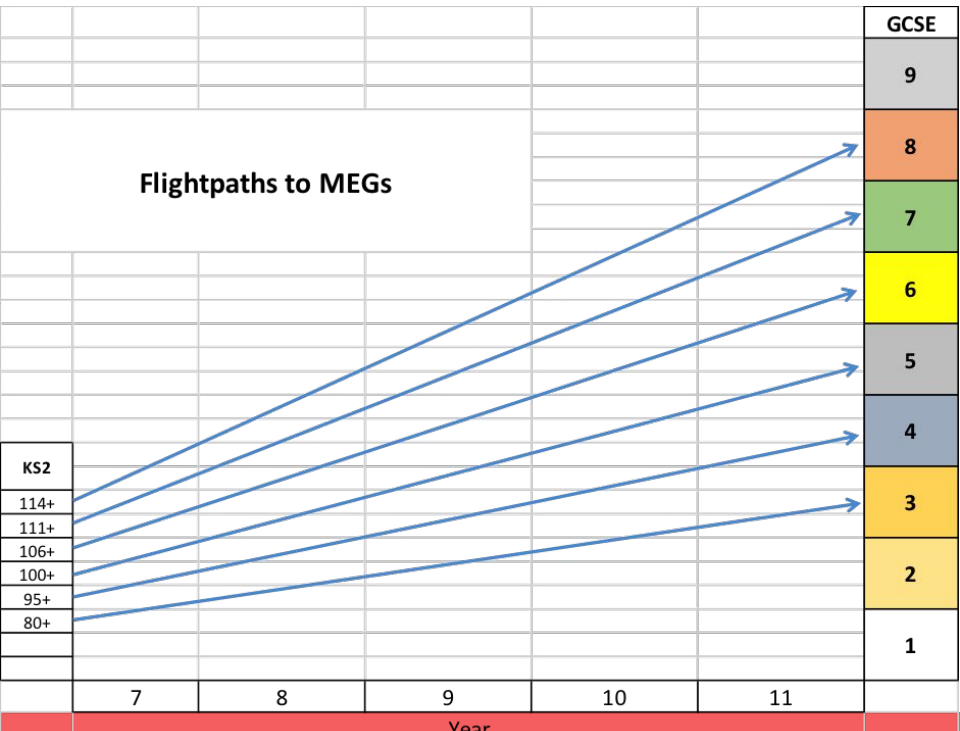
Total math hours = 4180



‘Meaningful practice’

‘Mastery of a subject occurs through incremental gains’

KS2 - Where next?



SATS vs predicted GCSE's

School measures explanation sheet KS2 to KS3

KS2 Scaled Score (Years 7-9)	KS2 Level (Years 10-11)	GCSE Base Grade	Base Grade Vocational courses	Historical GCSE Grade Equivalent
120	6	8	D	A*
116	5a	7	D	A
112	5b	7	D	
108	5c	6	D	B
104	4a	5	M	C+
100	4b	4	P2	C
96	4c	4	P2	
92	3a	3	P2	D
88	3b	3	P2	
84	3c	3	P2	
80	2a	2	P1	E
	2b	2	P1	
	2c	1	P1	F/G
B	B	1	P1	

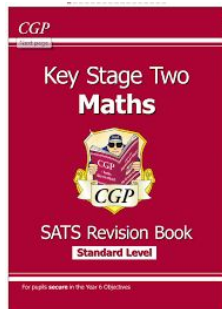
Revision timetable

Revision timetable

Week	Monday	Tuesday	Wednesday	Thursday	Friday	Saturday	Sunday
1							
2							
3							
4							
5							
6							
7							

The role of family


when little people
are overwhelmed by
big emotions, it's our job
to share our calm,
not to join their chaos.
-L.R. Knost



©hannaholive

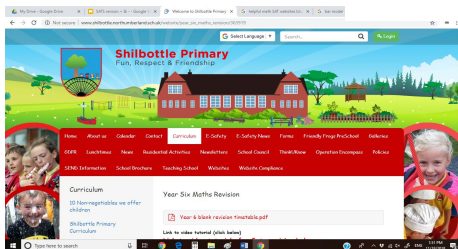


SAT Study
Time
Management



Can I revise on my own?










‘How do I know if I’m doing it right?’



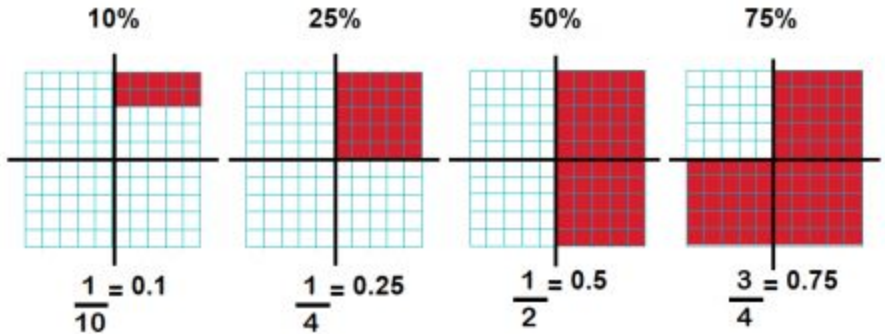
How do I become an independent learner?

Equivalence

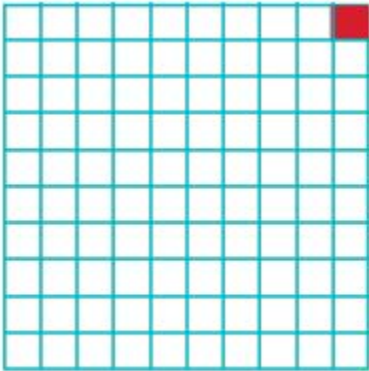
Decimals, Percentages and Fractions

	Fraction	Percentage	Decimal
	1 whole	100%	1
	$\frac{1}{2}$	50%	0.5
	$\frac{1}{3}$	33.3%	0.33
	$\frac{1}{4}$	25%	0.25
	$\frac{1}{5}$	20%	0.2
	$\frac{1}{6}$	16.7%	0.167
	$\frac{1}{8}$	12.5%	0.125
	$\frac{1}{10}$	10%	0.1
	$\frac{1}{12}$	8.3%	0.083


Percentages explained - non calc



The importance of 1% and 10%



1%



10%

Gattengo charts

0.001	0.002	0.003	0.004	0.005	0.006	0.007	0.008	0.009
0.01	0.02	0.03	0.04	0.05	0.06	0.07	0.08	0.09
0.1	0.2	0.3	0.4	0.5	0.6	0.7	0.8	0.9
1	2	3	4	5	6	7	8	9
10	20	30	40	50	60	70	80	90
100	200	300	400	500	600	700	800	900
1000	2000	3000	4000	5000	6000	7000	8000	9000

Percentage trails

100%

130

50%

65

25%

75%

10%

13

20%

2%

2.6

200%

5%

6.5

35%

0.5%

99%

90%

1%

2.5%

3.25

53%